

Sevcik

School of Violin Technics

Opus 1, Book 3

Lagenwechsel.*)

Man übe jedes Beispiel zuerst gestossen und dann gebunden.

Tonleitern auf einer Saite.

Shifting (Changing of Position).*)

Practise each exercise *détaché* at first, and then legato.

Scales on One String.

1.

IV Saite - - - - -
String

* Siehe 2ten Teil N^o 4, 5, 16, 24, 25.

* See Part Second, Nos. 4, 5, 16, 24, 25.

This section contains two systems of musical notation, each with two staves. The first system is in G major (one sharp) and the second is in G minor (two flats). Each system includes four staves of music, with the first two staves of each system containing the scales for the first two octaves and the last two staves containing the scales for the third octave. The notation includes various fingering numbers (1-4) and articulation marks such as slurs and accents. Roman numerals I, II, III, and IV are placed above the staves to indicate the octave level.

Tonleitern durch drei Oktaven.

2.

Scales through Three Octaves.

This section contains two systems of musical notation, each with two staves. The first system is in C major (no sharps or flats) and the second is in C minor (no sharps or flats). Each system includes four staves of music, with the first two staves of each system containing the scales for the first two octaves and the last two staves containing the scales for the third octave. The notation includes various fingering numbers (1-4) and articulation marks such as slurs and accents. Roman numerals I, II, III, and IV are placed above the staves to indicate the octave level.

First musical staff in the system, featuring a treble clef, a key signature of two flats (B-flat and E-flat), and a 4/4 time signature. The staff contains a complex melodic line with numerous slurs and fingerings (1, 2, 3, 4) indicating a highly technical passage.

Second musical staff in the system, continuing the melodic line from the first staff with similar technical demands and fingerings.

Third musical staff in the system, showing further development of the melodic theme with intricate phrasing and fingerings.

Fourth musical staff in the system, maintaining the complex melodic structure with various slurs and fingerings.

Fifth musical staff in the system, continuing the melodic progression with technical challenges.

Sixth musical staff in the system, featuring a continuation of the melodic line with slurs and fingerings.

Seventh musical staff in the system, showing the melodic line with various articulations and fingerings.

Eighth musical staff in the system, continuing the melodic passage with technical demands.

Ninth musical staff in the system, featuring a change in key signature to two sharps (F# and C#) and a 4/4 time signature. The melodic line continues with complex phrasing.

Tenth musical staff in the system, continuing the melodic line in the new key signature with intricate fingerings and slurs.

Eleventh musical staff in the system, concluding the melodic passage with technical challenges and fingerings.

Eight staves of musical notation showing various scale exercises in treble clef with a key signature of two sharps (F# and C#). The exercises include ascending and descending scales with various rhythmic patterns and fingerings indicated by numbers 1-4.

Man übe die Tonleitern auch
auf folgende Arten:

The scales must also be
practised as follows:

Three numbered musical exercises (1, 2, 3) showing different ways to practice scales. Exercise 1 is in 3/4 time, exercise 2 is in 3/4 time with a "sautillé" marking, and exercise 3 is in common time. Each exercise shows ascending and descending scale passages with specific fingerings and articulation.

This musical score is titled "Arpeggien auf einer Saite." (Arpeggios on One String) and is numbered "3.". It is presented in a single system with 14 staves of music. The top staff is marked "IV." and contains a single line of music. The subsequent 13 staves are grouped into pairs, each pair labeled with a Roman numeral (IV, III, II, III, I, II, I, II, III, IV, II, I). Each staff contains a sequence of arpeggiated chords, with notes grouped by slurs and accompanied by fingerings (1, 2, 3, 4) and accents. The music is written in a treble clef with a common time signature (C). The key signature varies across the staves, including one flat (B-flat) and one sharp (F-sharp).

This musical score consists of 12 staves of music, each containing two measures. The staves are arranged in pairs, with the first staff of each pair in a major key and the second staff in its corresponding minor key. The keys are: C major (Staff 1), C minor (Staff 2), D major (Staff 3), D minor (Staff 4), E major (Staff 5), E minor (Staff 6), F major (Staff 7), F minor (Staff 8), G major (Staff 9), G minor (Staff 10), A major (Staff 11), and A minor (Staff 12). The music features arpeggiated chords spanning three octaves, with various fingering numbers (1-4) and slurs. Some measures include a dotted line with the number '8' above it, indicating an octave shift. The notation is in treble clef with a common time signature (C).

This page of musical notation, numbered 5, consists of 12 staves of music. The notation is written in treble clef and includes various key signatures: C major (no sharps or flats), G major (one sharp), and F major (one flat). The music is characterized by complex rhythmic patterns, often involving sixteenth and thirty-second notes, and is heavily marked with slurs and ties. Fingering numbers (1, 2, 3, 4) are placed above many notes to indicate fingerings. There are also several circled notes throughout the piece. A 'II.' marking appears on the second staff, likely indicating a second ending. The overall style is that of a technical exercise or a piece of music designed to challenge a guitarist's technique.

This page of musical notation consists of ten staves of music. The first seven staves are in a key with four flats (B-flat major or D-flat minor). The eighth staff begins a section marked "segue" in a key with four sharps (F# major or C# minor). The notation includes complex rhythmic patterns, slurs, and fingerings.

The first seven staves feature intricate rhythmic patterns with slurs and fingerings (1, 2, 3, 4). The eighth staff is marked "segue" and begins a new section in a key with four sharps (F# major or C# minor). The notation continues with complex rhythmic patterns and slurs.

The notation includes various musical symbols such as slurs, accents, and fingerings (1, 2, 3, 4). The piece concludes with a final cadence in the key of four sharps.

This musical score is written in D major (two sharps) and 4/4 time. It consists of ten staves of music. The notation includes various rhythmic values such as eighth and sixteenth notes, often beamed together. There are several measures with rests, indicated by a '0' in a circle. Fingerings are indicated by numbers 1, 2, 3, and 4. Some measures contain slurs or accents. The score concludes with a double bar line and repeat dots.

6.

This musical score is written in D minor (two flats) and 3/4 time. It consists of three staves of music. The notation features a mix of eighth and sixteenth notes, often beamed together. There are several measures with rests, indicated by a '0' in a circle. Fingerings are indicated by numbers 1, 2, and 3. The score concludes with a double bar line and repeat dots.

First musical staff, treble clef, featuring a melodic line with various accidentals (flats and naturals) and fingerings (1, 2).

Second musical staff, treble clef, continuing the melodic line with slurs and fingerings (2, 1, 1).

Third musical staff, treble clef, featuring a melodic line with slurs and fingerings (2, 1, 1).

Fourth musical staff, treble clef, featuring a melodic line with slurs and fingerings (2, 3, 1, 1).

Fifth musical staff, treble clef, featuring a melodic line with slurs and fingerings (1, 1, 2).

Sixth musical staff, treble clef, featuring a melodic line with slurs and fingerings (2, 1, 1, 1).

Seventh musical staff, treble clef, featuring a melodic line with slurs and fingerings (1, 2, 1).

Eighth musical staff, treble clef, featuring a melodic line with slurs and fingerings (2, 1, 1, 3, 3).

Ninth musical staff, treble clef, featuring a melodic line with slurs and fingerings (1, 1, 2, 1, 1).

Tenth musical staff, treble clef, featuring a melodic line with slurs and fingerings (2, 1, 1, 1, 1, 1, 2).

Eleventh musical staff, treble clef, featuring a melodic line with slurs and fingerings (1, 1, 2, 2, 2, 2, 2, 2).



This image shows a page of musical notation for guitar, consisting of ten staves of music. The notation includes treble clefs, a key signature of one flat (B-flat), and a 2/4 time signature. The music features complex melodic lines with many slurs, ties, and fingerings. There are also some 'x' marks and circled 'o' symbols above notes, possibly indicating specific techniques or effects. The piece concludes with a double bar line and repeat dots.

The first system of music consists of four staves. The top staff begins with a treble clef and a 2/4 time signature. It features a melodic line with fingerings 2, 2, 1, 1, 2 and articulation marks. The second and third staves provide accompaniment with similar rhythmic patterns and fingerings. The fourth staff continues the melodic line with fingerings 1, 1 and concludes with a double bar line and a repeat sign.

7.

The second system of music consists of eight staves. It begins with a treble clef and a 6/4 time signature. The music is characterized by long, sweeping slurs and complex fingerings (1, 2, 3, 4). The first four staves show a melodic line with various articulations and slurs. The fifth and sixth staves introduce a more complex melodic line with slurs and fingerings. The seventh and eighth staves continue the melodic development with slurs and fingerings, ending with a double bar line and a repeat sign.

This image displays a page of musical notation for a guitar piece, consisting of 12 staves. The music is written in a single system with a key signature of two flats (B-flat and E-flat) and a 4/4 time signature. The notation includes various musical elements such as slurs, triplets, and specific fingering instructions (e.g., 1, 2, 3, 4). The piece is divided into sections, with the first section ending at the fourth staff. The second section begins at the fifth staff and includes a double bar line with the marking 'a) III' above and 'b) IV' below. The third section starts at the eighth staff and includes a double bar line with the marking '8' above. The fourth section begins at the tenth staff and includes a double bar line with the marking '8' above. The notation is dense and complex, typical of advanced guitar repertoire.



Chromatische Tonleiter.

8.

Chromatic Scale.






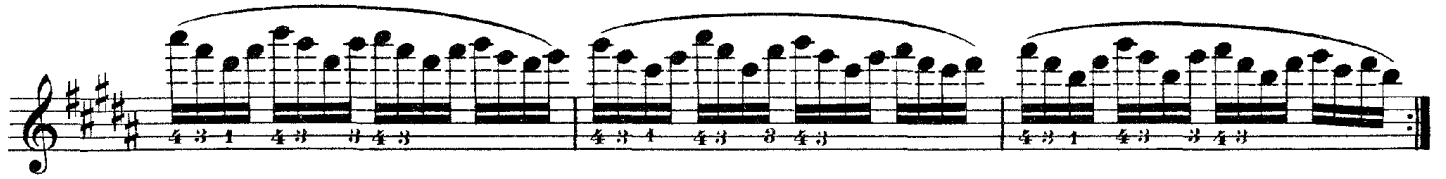
This musical score consists of 16 staves, each containing two lines of music. The top line of each staff is a treble clef staff with a chromatic scale, and the bottom line is a bass clef staff with a chromatic scale. The scales are written in various keys, including major and minor scales, and are often marked with fingerings (1-4) and slurs. The exercises are numbered 1 through 16, corresponding to the staves. The notation includes various accidentals (sharps, flats, naturals) and articulation marks (accents, slurs) to guide the performer.

This page contains ten staves of musical notation for guitar exercises. The exercises are organized into several sections, each with a Roman numeral label (I, II, III, IV) and a specific fingering or technique indicated by letters and numbers.

- Staff 1:** Exercise I, starting with a treble clef and a common time signature. It features a series of eighth-note arpeggios across the strings, with a first-finger (1) fingering indicated.
- Staff 2:** Continuation of Exercise I, showing the same arpeggio pattern.
- Staff 3:** Exercise II, starting with a treble clef and a 4/4 time signature. It features eighth-note arpeggios with a fourth-finger (4) fingering.
- Staff 4:** Continuation of Exercise II, showing the same arpeggio pattern.
- Staff 5:** Exercise III, starting with a treble clef and a key signature of one sharp (F#). It features eighth-note arpeggios with a first-finger (1) fingering.
- Staff 6:** Continuation of Exercise III, showing the same arpeggio pattern.
- Staff 7:** Exercise IV, starting with a treble clef and a key signature of one flat (Bb). It features eighth-note arpeggios with a first-finger (1) fingering.
- Staff 8:** Continuation of Exercise IV, showing the same arpeggio pattern.
- Staff 9:** Exercise V, starting with a treble clef and a key signature of one flat (Bb). It features eighth-note arpeggios with a first-finger (1) fingering.
- Staff 10:** Continuation of Exercise V, showing the same arpeggio pattern.

The notation includes various musical symbols such as clefs, time signatures, key signatures, and fingering numbers (1, 2, 3, 4). Some exercises include dynamic markings like *tr* (trills) and *acc* (accents). The exercises are designed to help the player practice changing positions and techniques across the fretboard.

This page of musical notation for guitar is divided into ten staves. The first staff is labeled with a Roman numeral **IV** and contains a series of triplets and slurs. The second staff includes a section marked with **I** and features arpeggiated chords. The third staff is labeled **III₁** and includes a section marked **a**, with a **c** (crescendo) marking at the start. The fourth staff has a section labeled **IV**. The fifth staff contains a section labeled **I** with a detailed fingering diagram below it. The sixth staff is labeled **III**. The seventh staff is labeled **I**. The eighth staff is unlabeled. The ninth staff is labeled **III**. The tenth staff is unlabeled. The notation includes various rhythmic patterns, slurs, and fingering indications.



Staff 1: Treble clef, key signature of two sharps (F# and C#). The staff contains a melodic line with a slur over the first three measures. Fingering numbers 4, 2, 3, 4, 3, 4 are written above the notes. The first measure has a repeat sign.

Staff 2: Treble clef, key signature of two sharps. The staff contains a melodic line with a slur over the first two measures. Fingering numbers 4, 2, 3, 4, 3, 4 are written above the notes. The first measure has a repeat sign.

Staff 3: Treble clef, key signature of two sharps. The staff contains a melodic line with a slur over the first three measures. Fingering numbers 4, 3, 2, 1, 4, 3, 2, 4 are written above the notes. The first measure has a repeat sign.

Staff 4: Treble clef, key signature of two sharps. The staff contains a melodic line with a slur over the first four measures. Fingering numbers 3, 3, 1, 3, 3, 1, 3, 3 are written below the notes. The first measure has a repeat sign and is labeled with a Roman numeral "IV".

Staff 5: Treble clef, key signature of two sharps. The staff contains a melodic line with a slur over the first four measures. Fingering numbers 1, 2, 2, 1, 2, 2, 1, 2, 2 are written above the notes. The first measure has a repeat sign.

Staff 6: Treble clef, key signature of two sharps. The staff contains a melodic line with a slur over the first four measures. Fingering numbers 3, 1, 1, 1 are written above the notes. The first measure has a repeat sign and is labeled with a Roman numeral "II".

Staff 7: Treble clef, key signature of two sharps. The staff contains a melodic line with a slur over the first four measures. Fingering numbers 2, 2, 2, 2 are written above the notes. The first measure has a repeat sign.

Staff 8: Treble clef, key signature of two sharps. The staff contains a melodic line with a slur over the first four measures. Fingering numbers 1, 2, 3, 3, 1, 2, 3 are written below the notes. The first measure has a repeat sign and is labeled with a Roman numeral "I".

Staff 9: Treble clef, key signature of two sharps. The staff contains a melodic line with a slur over the first four measures. Fingering numbers 3, 3, 2, 2, 4, 3, 2, 2, 4, 3 are written below the notes. The first measure has a repeat sign.

Staff 10: Treble clef, key signature of two sharps. The staff contains a melodic line with a slur over the first four measures. Fingering numbers 1, 1 are written below the notes. The first measure has a repeat sign and is labeled with a Roman numeral "IV".

Staff 11: Treble clef, key signature of two sharps. The staff contains a melodic line with a slur over the first four measures. Fingering numbers 4, 4, 4 are written above the notes. The first measure has a repeat sign.

10.

Musical score for exercise 10, consisting of 10 staves of music. The score is written in treble clef with a key signature of one sharp (F#) and a time signature of 3/4. The music features a variety of rhythmic patterns, including eighth and sixteenth notes, and rests. Fingerings are indicated by numbers 1-4 below the notes. Articulations such as slurs and accents are used throughout. The exercise is divided into sections labeled I, II, III, and IV. Section I spans the first two staves, Section II the next two, Section III the next two, and Section IV the final two. The piece concludes with a final cadence on the tenth staff.

11.

Musical score for exercise 11, consisting of two staves of music. The score is written in treble clef with a key signature of one sharp (F#) and a time signature of common time (C). The music features eighth and sixteenth notes, and rests. Fingerings are indicated by numbers 1-4 below the notes. Articulations such as slurs and accents are used throughout. The exercise is divided into sections labeled I, II, III, and IV. Section I spans the first half of the first staff, Section II the second half, Section III the first half of the second staff, and Section IV the second half. The piece concludes with a final cadence on the second staff.

This page of musical notation is for guitar and consists of ten staves of music. The notation includes various techniques and markings:

- Staff 1:** Labeled with a Roman numeral **III**. It features a series of slurred eighth notes with a consistent fingering of **1** (index finger).
- Staff 2:** Continues the eighth-note pattern with a fingering of **4** (ring finger).
- Staff 3:** Continues the eighth-note pattern with a fingering of **1**.
- Staff 4:** Labeled with a Roman numeral **IV**. It features a triplet of eighth notes with a fingering of **3 3 2 1**, followed by a measure with a fingering of **2 3 1**, and then a measure with a fingering of **2 4 2 4**.
- Staff 5:** Labeled with a Roman numeral **III**. It features a series of slurred eighth notes with a fingering of **2 4 2 4**.
- Staff 6:** Labeled with a Roman numeral **III**. It features a series of slurred eighth notes with a fingering of **2 2 3 1 2**.
- Staff 7:** Labeled with a Roman numeral **IV**. It features a series of slurred eighth notes with a fingering of **4 3 4 3 4 2 4 2**.
- Staff 8:** Labeled with a Roman numeral **II**. It features a series of slurred eighth notes with a fingering of **2 2 3 4 3 4 3 4 2 2 3 3**.
- Staff 9:** Labeled with a Roman numeral **III**. It features a series of slurred eighth notes with a fingering of **3 2 1 3 4 3 3**.
- Staff 10:** Labeled with a Roman numeral **IV**. It features a series of slurred eighth notes with a fingering of **1 1 2 4**.

Musical score for guitar, measures 1-11. The score is written in treble clef with a key signature of two sharps (F# and C#). It features a complex melodic line with frequent triplets and slurs. The measures are grouped into four sections labeled IV, III, I, and II. Measure 11 ends with a double bar line and repeat dots.





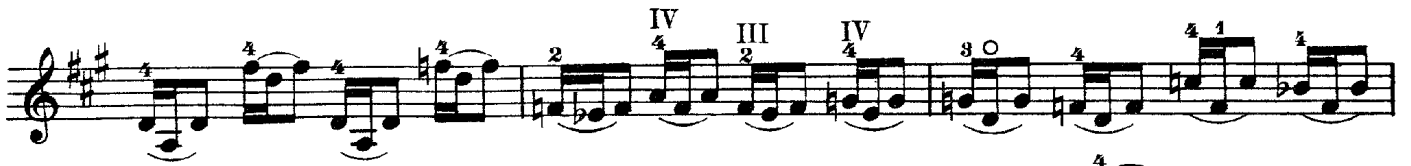
12.

Musical score for guitar, measures 12-21. The score is written in treble clef with a key signature of two sharps (F# and C#). It features a complex melodic line with frequent triplets and slurs. The measures are grouped into four sections labeled IV, III, I, and II. Measure 21 ends with a double bar line and repeat dots.

This image displays a page of musical notation for guitar, consisting of ten staves of music. The notation is written in a single system, with each staff containing a line of music. The music is primarily in a 4/4 time signature and features a variety of rhythmic patterns, including eighth and sixteenth notes, often grouped into beams. The notation includes numerous fingerings, indicated by numbers 1 through 4, and techniques such as triplets and slurs. The key signature is one flat (B-flat), and the piece concludes with a double bar line and repeat dots. The staves are arranged vertically, and the music flows from top to bottom. The notation is dense and detailed, typical of a professional guitar score.

This page of musical notation is for guitar and consists of ten staves. The music is written in a key signature of three flats (B-flat major or D-flat minor) and a 4/4 time signature. The notation includes various fretting techniques and fingerings, indicated by numbers 1-4 and letters I-IV. The first five staves are in the key of B-flat major, while the last five staves transition to D-flat minor. The notation includes many slurs, ties, and dynamic markings. The following table summarizes the fretting techniques and fingerings used in each staff:

Staff	Key Signature	Time Signature	Techniques and Fingerings
1	B-flat major	4/4	Various slurs and ties, including a double bar line with repeat dots.
2	B-flat major	4/4	Slurs, ties, and fingerings (1, 2, 3, 4). Includes a double bar line with repeat dots.
3	B-flat major	4/4	Slurs, ties, and fingerings (1, 2, 3, 4). Includes a double bar line with repeat dots.
4	B-flat major	4/4	Slurs, ties, and fingerings (1, 2, 3, 4). Includes a double bar line with repeat dots.
5	B-flat major	4/4	Slurs, ties, and fingerings (1, 2, 3, 4). Includes a double bar line with repeat dots.
6	D-flat minor	4/4	Slurs, ties, and fingerings (1, 2, 3, 4). Includes a double bar line with repeat dots.
7	D-flat minor	4/4	Slurs, ties, and fingerings (1, 2, 3, 4). Includes a double bar line with repeat dots.
8	D-flat minor	4/4	Slurs, ties, and fingerings (1, 2, 3, 4). Includes a double bar line with repeat dots.
9	D-flat minor	4/4	Slurs, ties, and fingerings (1, 2, 3, 4). Includes a double bar line with repeat dots.
10	D-flat minor	4/4	Slurs, ties, and fingerings (1, 2, 3, 4). Includes a double bar line with repeat dots.



This page contains 11 staves of musical notation for an exercise on the 4th string. The music is written in 6/4 time and consists of a series of eighth-note patterns. The first staff begins with a treble clef and a key signature of one flat (B-flat). The subsequent staves continue the exercise, with some staves featuring a key signature change to two flats (B-flat and E-flat). The notation includes various fingering indications (1, 2, 3, 4) and accents. The exercise concludes with a double bar line and a fermata on the final note of the eleventh staff.

Diese Übungen sind auch auf der
2ten, 3ten und 4ten Saite auszuführen. 14.

Play these exercises also on
the 2d, 3d and 4th Strings.

The page contains 12 staves of musical notation for guitar exercises. The key signature is G major (one sharp) and the time signature is 4/4. The exercises are as follows:

- Staff 1: A melodic exercise starting on the 4th string, featuring eighth-note patterns with various fingerings (1-4, 2-4, 3-4).
- Staff 2: A melodic exercise with eighth-note patterns, including triplets and slurs.
- Staff 3: A melodic exercise with eighth-note patterns and slurs.
- Staff 4: A melodic exercise with eighth-note patterns and slurs.
- Staff 5: A melodic exercise with eighth-note patterns and slurs.
- Staff 6: A melodic exercise with eighth-note patterns and slurs.
- Staff 7: A melodic exercise with eighth-note patterns and slurs.
- Staff 8: A melodic exercise with eighth-note patterns and slurs.
- Staff 9: A melodic exercise with eighth-note patterns and slurs.
- Staff 10: A melodic exercise with eighth-note patterns and slurs.
- Staff 11: A melodic exercise with eighth-note patterns and slurs.
- Staff 12: A melodic exercise with eighth-note patterns and slurs.

The exercises include various fingering and picking techniques, such as slurs, accents, and specific fingerings for each note. The notation is clear and detailed, suitable for a guitar method book.